

**KHSAA TITLE IX
ANNUAL REPORT SUBMISSION
STATUS REPORT
2010-2011**

KHSAA
Form T65
Revised
3/2011

TO: KHSAA Member School Superintendents, Principals, and Athletic Directors

FROM: Julian Tackett, Commissioner
Darren Bilberry, Assistant Commissioner

DATE: April 22, 2011

School	Central Hardin High School	Reviewed by	Martha Mullins
--------	----------------------------	-------------	----------------

The following is a status report regarding the required 2010 - 2011 Title IX Annual Report submission of forms due into the KHSAA office by April 15, 2011. Appropriate KHSAA Audit Team personnel have reviewed these forms and the following is a summary of this review.

I. Checklist of Forms properly submitted in a satisfactory manner:

X	GE 19 (Annual Verification)	X	T-35 (Budget Expenses)
X	T-1 (Summary Program Chart 1)	X	T-36 (Budget Expenses)
X	T-2 (Summary Program Chart 2)	X	T-41 (Checklist – Overall Interscholastic Program)
X	T-3 (Summary Program Chart 3)	X	T-60 (Corrective Action Plan)
X	T-4 (Summary Program Chart 4)	N/A	T-63 (Interscholastic Survey Results)

II. Status

A.	X	2010– 2011 Forms are satisfactory and no further information or action is necessary at this time.
B.		Errors have been noted with respect to the following forms:
C.		The following forms were omitted and must be submitted by school representatives:
D.	X	According to the 2010-2011 data, the school appears to be meeting the standards established in: <input type="checkbox"/> Test 1 (Athletic participation is proportionate to enrollment) <input type="checkbox"/> Test 2 (History and continuing practice of program expansion) <input checked="" type="checkbox"/> Test 3 (Full and effective accommodation of interests and abilities)
E.	X	Other Recommendation and Comments: It is recommended that a coach of boys' sport be placed on the Gender Equity Review Committee. By May 15, 2011 , provide an explanation for the disparity in spending in benefits between boys' and girls' AWARDS (\$13,300 and \$6432 respectively) and boys' and girls' PUBLICATIONS (\$4150 versus \$87)

KHSAA Emailer

```
select ademail as email_address,school as email_name from KHSAA_Schools,KHSAA.KHSAA_new_email_checked_schools where
KHSAA_Schools.id=KHSAA.KHSAA_new_email_checked_schools.id AND KHSAA_new_email_checked_schools.user="dbilberry@khsaa.org" AND
member="T" and (ademail is not null and ademail <> "") order by school
select prinemail as email_address,school as email_name from KHSAA_Schools,KHSAA.KHSAA_new_email_checked_schools where
KHSAA_Schools.id=KHSAA.KHSAA_new_email_checked_schools.id AND KHSAA_new_email_checked_schools.user="dbilberry@khsaa.org" AND
member="T" and (prinemail is not null and prinemail <> "") order by school
select superemail as email_address,school as email_name from KHSAA_Schools,KHSAA.KHSAA_new_email_checked_schools where
KHSAA_Schools.id=KHSAA.KHSAA_new_email_checked_schools.id AND KHSAA_new_email_checked_schools.user="dbilberry@khsaa.org" AND
member="T" and (superemail is not null and superemail <> "") order by school
```

- Below is a simulation of how your email will appear.
- You can manually modify the list of addressees in the "To:" box by deleting undesired addressees or adding new ones, one per line.
- You can modify the email subject in the "Subject:" box.
- When you're ready to send your email press the "Send" button. Do not close your browser window while emails are being sent.

From:	"Darren Bilberry, KHSAA" <dbilberry@khsaa.org>
To:	"Central Hardin" <Chris.Bauer@hardin.kyschools.us> "Central Hardin" <Tim.Isaacs@Hardin.kyschools.us> "Central Hardin" <nannette.johnston@hardin.kyschools.us> martha.mullins@insightbb.com
Subject:	Central Hardin HS-Annual Title IX Report- Status Repo
<input type="button" value="Send Email"/>	
<p>Enclosed please find a copy of Form T-65, the <u>2010-2011 KHSAA Title IX Annual Submission Status Report</u>. In addition, you may find an attachment with corrected copies of the forms submitted by your school personnel.</p> <p>Also, KHSAA Audit Team Members may have requested the resubmission of some of the 2010-2011 Annual Report Forms or need additional information on your athletic programs. Please submit this information by the date requested if this is applicable. Copies of all KHSAA Title IX documents must be kept current and included in your permanent Title IX File at the school. All documents are subject to Open Records Requests.</p> <p>Should you need any further information, please do not hesitate to contact the appropriate Title IX Auditor listed on the T-65 form or Darren Bilberry at anytime. Thank You.</p> <p>Darren Bilberry Assistant Commissioner Kentucky High School Athletic Association Telephone- 859-299-5472 Fax: 859-293-5999 E-Mail: dbilberry@khsaa.org</p>	

- attachment; filename="Central Hardin H.S.doc"

Copyright © 2001-2011 Kentucky High School Athletic Association (KHSAA), all rights reserved
This page is for the exclusive use of the KHSAA. Other use is strictly prohibited. Usage is monitored

To: "Darren Bilberry, KHSAA" <dbilberry@khsaa.org>
Subject: Copy: Central Hardin HS-Annual Title IX Report- Status Report
From: "Darren Bilberry, KHSAA" <dbilberry@khsaa.org>
Date: Fri, 29 Apr 2011 15:01:24 -0400 (EDT)

Attachment: Central Hardin H.S.doc

Enclosed please find a copy of Form T-65, the 2010-2011 KHSAA Title IX Annual Submission Status Report. In addition, you may find an attachment with corrected copies of the forms submitted by your school personnel.

Also, KHSAA Audit Team Members may have requested the resubmission of some of the 2010-2011 Annual Report Forms or need additional information on your athletic programs. Please submit this information by the date requested if this is applicable. Copies of all KHSAA Title IX documents must be kept current and included in your permanent Title IX File at the school. All documents are subject to Open Records Requests.

Should you need any further information, please do not hesitate to contact the appropriate Title IX Auditor listed on the T-65 form or Darren Bilberry at anytime. Thank You.

Darren Bilberry
Assistant Commissioner
Kentucky High School Athletic Association
Telephone- 859-299-5472
Fax: 859-293-5999
E-Mail: dbilberry@khsaa.org

MAY 05 2011

Bruin Athletics

Central Hardin High School

5/3/2011

Kentucky High School Athletic Association

2280 Executive Drive
Lexington, KY 40505

To: Mr. Julian Tackett

From: Chris Bauer



In response to: KHSAA Title IX

Media- Publications disparity

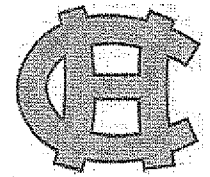
- Football programs and boys basketball program (boys and girls rotate years on program). No other sports teams produce a program.

Awards disparity-

- Football team awards of \$5,000.00 with no equivalent sport in numbers.
- \$1,800.00 difference between baseball and softball.

6/14

COPY OF NEW POLICIES TO BE FORWARDED



*materials received from
 April 15, 2011 annual
 report. ok
 July
 7-5-11*

The Central Hardin Fall Sports Program is a charge at home athletic department. Please fill out this contract for your advertising to support your school.

REQUIRED INFORMATION
 This ad supports the following:
 cheerleading
 womens golf
 volleyball

Members of the athletic department are provided free of charge. If you wish to purchase additional copies, please contact the athletic director.
 Contact: _____
 Email: _____
 Website: www.kyschools.us

Ad Sold By: _____	
Company/Individual Sponsor Name:	Company Contact Person:
Address:	City/Zip Code:
Email:	Business Phone:

ADVERTISING RATES

Please check the appropriate line (s).

- _____ Full Page (7 1/2" x 10") \$125.00
- _____ Half Page (4 7/8" x 7 1/2") \$75.00
- _____ Quarter Page (3 5/8" x 5") \$50.00
- _____ 1/8 Page or Business Card (2 3/8" x 3 5/8") \$40.00
- _____ Sponsor List (name listed in program) \$25.00

- include the advertiser's name in the subject line.
- Make sure the message is clear as to who the advertiser/person is.
- If e-mail is not possible, all advertising must be in black and white with clean copy of the artwork.
- Ads will not be created by the athletic department. Business cards are acceptable.
- The ad should be sent as an attachment to the e-mail, not embedded in the e-mail.
- For successful results, the ad must be submitted as one of the following file types: jpeg, eps or pdf.
- Also, please send a hard copy of your ad for consistency purpose.
- Other types of files typically do not reproduce well in the program.

All advertising, this contract and payment must accompany your order and must be received by August 12. Thank you for your support of Central Hardin Athletics. If you have any questions, please direct them to the Central Hardin Athletic Department at 270-737-6800, Chris Bauer, Athletic Director, chris.bauer@hardin.kyschools.us.

Central Hardin High School
Fall Sports Program
Attn: Chris Bauer, Athletic Director
3040 Leitchfield Rd.
Cecilia, KY 42724
270-737-6800

Office Use:	
_____	_____
Date Received	Program location



KENTUCKY HIGH SCHOOL ATHLETIC ASSOCIATION
2010-2011 ANNUAL VERIFICATION OF TITLE IX PROCEDURES
 (To be submitted by April 15, 2011 along with other required forms)

The Central Hardin High School, Cecilia, Kentucky
 (Name of High School) (City)

certifies to the Kentucky High School Athletic Association that the following is an accurate and true representation of the facts surrounding compliance with 20 U.S.C. Sections 1681-1688, et. Seq. (also known as Title IX). I certify the following provisions in accordance with records at the school contained in the permanent Title IX file, at least one copy of which must be maintained in the Principal's office, and to the best of my knowledge have completed the following tasks:

- I. Established a gender equity committee at the high school. (List committee personnel and provide attachment if necessary)

Name	Address	Phone	Title (Supt., Principal, Student, Parent, Coach, Etc.)
Chris Bauer	Central Hardin High School	270-737-6800	Athletic Director
Cheyenne Mills	Central Hardin High School	270-737-6800	Student Athlete
Chris Adams	Central Hardin High School	270-737-6800	Girls Golf Coach
Becky Honaker	Central Hardin High School	270-737-6800	Girls Tennis
Hal Bender	Central Hardin High School	270-737-6800	Girls Soccer Coach
Mike Sisk	Central Hardin High School	270-737-6800	Student Council Sponsor
Kris Mix	Central Hardin High School	270-737-6800	Girls Cross Country & Track

- II. Scheduled a minimum of three meetings during the 2010-2011 school year on the following dates:

8/2/10	11/11/10	3/21/11
9/24/10	12/10/10	
10/28/10	2/10/11	

- III. Designated the following person(s) as the Title IX coordinator for the school:

Name	Title	Address	Phone
Chris Bauer	Director	Central Hardin High School	270-737-6800

- IV. Designated the following person(s) as the Title IX coordinator for the district:

Name	Title	Address	Phone
Chris Reed	Director, Student Services	Hardin County Schools	270-769-8822

School personnel are continuing to make periodic reviews of the boys' and girls' athletics program reflected in the Corrective Action Plan.

In addition to the above information, the above referenced school maintains a complete permanent file relative to Title IX records including copies of the self-assessment audit, all corrective action plans, and other related materials.

Principal's Signature

Superintendent Signature

Date

2011

School Board Chairpersons' Signature

(Send original copy to KHSAA - Maintain duplicate in Title IX school folder)



KENTUCKY HIGH SCHOOL ATHLETIC ASSOCIATION 2010-2011 ANNUAL VERIFICATION OF TITLE IX PROCEDURES

(To be submitted by April 15, 2011 along with other required forms)

Central Hardin _____ High School, Cecilia _____ Kentucky
(Name of High School) (City)

certifies to the Kentucky High School Athletic Association that the following is an accurate and true representation of the facts surrounding compliance with 20 U.S.C. Sections 1681-1688, et. Seq. (also known as Title IX). I certify the following provisions in accordance with records at the school contained in the permanent Title IX file, at least one copy of which must be maintained in the Principal's office, and to the best of my knowledge have completed the following tasks:

- I. Established a gender equity committee at the high school. **(List committee personnel and provide attachment if necessary)**

Name	Address	Phone	Title (Supt., Principal, Student, Parent, Coach, Etc.)
Chris Bauer	3040 Leitchfield Road, Cecilia KY 42724	270.737.6800	Assistant Principal/Athletic Director
Cheyenne Mills	Leitchfield Road, Cecilia KY 42724	270.737.6800	Student-Athlete
Chris Adams	3040 Leitchfield Road, Cecilia KY 42724	270.737.6800	Girls Golf Coach
Becky Honaker	3040 Leitchfield Road, Cecilia KY 42724	270.737.6800	Girls Tennis Coach
Hal Bender	3040 Leitchfield Road, Cecilia KY 42724	270.737.6800	Girls Soccer Coach
Mike Sisk	3040 Leitchfield Road, Cecilia KY 42724	270.737.6800	Student Council Sponsor
Kris Mix	3040 Leitchfield Road, Cecilia KY 42724	270.737.6800	Girls Cross Country/Girls Track

- II. Scheduled a minimum of three meetings during the 2010-2011 school year on the following dates:

August 2, 2010
November 11, 2010
March 21, 2011

- III. Designated the following person(s) as the Title IX coordinator for the school:

Name	Title	Address	Phone
Chris Bauer	Assistant Principal/Athletic Director	3040 Leitchfield Road, Cecilia KY 42724	270.737.6800

- IV. Designated the following person(s) as the Title IX coordinator for the district:

Name	Title	Address	Phone
Chris Reed	Director, Student Services	Hardin County Schools	270.769.8822

School personnel are continuing to make periodic reviews of the boys' and girls' athletics program reflected in the Corrective Action Plan.

In addition to the above information, the above referenced school maintains a complete permanent file relative to Title IX records including copies of the self-assessment audit, all corrective action plans, and other related materials.

Principal's Signature _____

Date _____

Superintendent Signature _____

School Board Chairpersons' Signature _____

(Send original copy to KHSAA - Maintain duplicate in Title IX school folder)



**2010-2011
ACCOMMODATION OF INTERESTS AND ABILITIES
SUMMARY PROGRAM CHART (Form T-1)**

KHSAA Form T1
Rev. 10/10

Participation Opportunities: Test One - Proportionality


		(Column 1)	(Column 2)	(Column 3)	(Column 4)
	Program	Enrollment	Percentage of Total Enrollment	Number of Interscholastic Participants (double and triple count)	Percentage of Total Participation
Row 1	GIRLS	915	51.2%	267	41.2% 40.8%
Row 2	BOYS	872	48.8%	388	59.2% 59.2%
Row 3	Totals	1787	100%	655	100%

Instructions:

*Number of 8th grade students & below used in Column 3 and Column 4 calculations: 0

- Determine the total number of girls enrolled, (place in Row 1, Column 1). Determine the total number of boys enrolled, (place in Row 2, Column 1).
- Add the total number of girls and boys enrolled to determine total enrollment, (place in Row 3, Column 1).
- Calculate the percentage of total enrollment that is female. (Divide Row 1, Column 1 by Row 3, Column 1 and place in Row 1, Column 2.) Calculate the percentage of total enrollment that is male. (Divide Row 2, Column 1 by Row 3, Column 1 and place in Row 2, Column 2.) Note: Row 1, Column 2 plus Row 2, Column 2 should total 100%.
- Ask coaches to confirm the names of those individuals who are on the team as of the first **date of regular season competition**, and cross out the names of those who were cut from the team or quit the team prior to the first regular season competitive event. Determine the total number of interscholastic athletics participants that are girls, (and place in Row 1, Column 3). In order to determine the total number of athletics participants, an individual should be counted each time he or she participates on a team. For example, if Jane Doe competes on the varsity volleyball team, the junior varsity volleyball team, the junior varsity basketball team, and the varsity softball team, she should be counted as four participants (**do not include club or intramural sports participants, cheerleaders, dance teams, or pom squads**). Calculate the same way for boys and girls. * In addition, should 8th grade students and below play on a Freshman, Junior Varsity, or Varsity team, they should also be counted for each team and sport on which they participate. If applicable, please asterisk in the above notation as to how many 8th grade students & below are included in the totals.
Using the same procedure, determine the total number of interscholastic athletic participants that are boys, (and place in Row 2, Column 3). Add Row 1, Column 3 plus Row 2, Column 3 to get total participants and place in Row 3, Column 3.
- Calculate the percentage of female participation. (Row 1, Column 3 divided by Row 3, Column 3 and place in Row 1, Column 4.) Calculate the percentage of male participation. (Row 2, Column 3 divided by Row 3, Column 3 and place in Row 2, Column 4.) Note: Row 1, Column 4 plus Row 2, Column 4 should total 100%.

Note: While being within three percent is not a formal compliance standard, if the percent listed in Row 1, Column 4 is within 3% of Row 1, Column 2, then it provides a good target within which compliance is likely.

Principal's Signature: 


Date: 4/4/11



**2010-2011
ACCOMMODATION OF INTERESTS AND ABILITIES
SUMMARY PROGRAM CHART (FORM T-2)
PARTICIPATION OPPORTUNITIES: TEST TWO - PROGRAM
EXPANSION**

		Column 1	Column 2	Column 3	Column 4	Column 5
Program		Number of Teams Currently Offered	Number of Participants	Number of Teams Added Since the beginning of the 2006-2007 School Year	Current Number of Participants for the 2010-2011 school year who are playing on teams added since the 2006-2007 School Year	Percent of Total Participation By Sex Added Since the beginning of the 2006-2007 School Year
GIRLS Row 1	varsity:	9	150	0	0	
Row 2	j.v.:	8	80	0	0	
Row 3	frosh:	3	37	0	0	
Row 4	total:	20	267	0	0	0.0%
BOYS Row 5	varsity:	10	184	0	0	
Row 6	j.v.:	9	137	0	0	
Row 7	frosh:	4	67	0	0	
Row 8	total:	23	388	0	0	0.0%

- 1) For Column 1, list the number of interscholastic teams offered for girls and boys at each competitive level (varsity, junior varsity, and freshman). For girls, total each of the entries in Rows 1, 2, and 3 into Row 4. For boys, total Rows 5, 6, and 7 into Row 8.
- 2) For Column 2, list the number of participants at each level. For girls, total each of the entries in Rows 1, 2, and 3 into Row 4. For boys, total Rows 5, 6, and 7 into Row 8. Note: The totals in Row 4 for girls and in Row 8 for boys must be the same as the totals in Form T-1, Column 3, Rows 1 and 2 respectively.
- 3) For Column 3, list the number of interscholastic teams that have been added in the last five years at each competitive level. Count each team added during the 5 year period only one time. e.g. Girl's junior varsity soccer was added 3 years ago, count the team only once, not 3 times. For girls, total the entries in Rows 1, 2, and 3 into Row 4. For boys, total Rows 5, 6, and 7 into Row 8.
- 4) For Column 4, list the number of participants that are currently on each level of the teams that were added in the last five years. If a team was added previously but no longer exists, there are no current participants to be added for that team. For girls, total the entries in Rows 1, 2, and 3 into Row 4. For boys, total Rows 5, 6, and 7 into Row 8.
- 5) For Column 5, calculate the percentage of participants that have been added in the last five years. For girls, take the number in Column 4, Row 4 and divide by the number in Column 2, Row 4. For boys, take the number in Column 4, Row 8 and divide it by the number in Column 2, Row 8.
- 6) **Note: If the percentage of current participants added in the last five years is 25% or greater for the underrepresented sex (most likely girls), compliance with Test Two may be possible. If less than 25%, then compliance with Test Three should be analyzed. CAUTION: 25% is not a formal compliance standard.**

Principal's Signature:  Date: 4/4/11



**2010-2011
ACCOMMODATION OF INTERESTS AND ABILITIES
SUMMARY PROGRAM CHART (FORM T-3)**

KHSAA Form T3
Rev. 10/10

Participation Opportunities Test Three Full Accommodation


FOR ANY QUESTION ANSWERED "YES" IDENTIFY THE RESPECTIVE SPORT(S).

	GIRLS (Yes / No)		BOYS (Yes / No)
1. Based on the responses from your most recent student survey, is there sufficient interest to form a viable interscholastic team for a sport not currently offered? If yes, what sport?	Yes Bowling, Lacrosse		Yes Bowling, Lacrosse
2. For a sport not currently offered at the varsity level, is there sufficient interest based on your most recent Student Interest Survey to form a viable team for an interscholastic freshman team or junior varsity team?	Yes Bowling, Lacrosse		Yes Bowling, Lacrosse
3. For a sport currently offered at the interscholastic Junior Varsity or freshmen level, is there sufficient interest, based on your most recent Student Interest Survey, to form a varsity team?	No		No
4. If you answered YES to question (1), (2), or (3), are there enough high schools in the geographic area offering the sport (at the appropriate level) to allow for the development of a reasonable schedule of competition?	Yes Bowling, Lacrosse		Yes Bowling, Lacrosse
5. If you answered YES to question (1), (2), (3), or (4), are there enough high schools in the geographic area offering the sport (at the appropriate level) to allow for the development of a reasonable schedule of competition?	Yes Bowling, Lacrosse		Yes Bowling, Lacrosse

Remember, test three – full accommodation means addressing the unmet interest of the underrepresented sex (most likely girls), not the overrepresented sex (most likely boys).

Plans to Address Interest:

Our school has already had several meetings with our other district schools and central office to have everything in place to offer bowling to our girls and boys in the 2011-2012 school year. We have also had discussions with Angela Passfume and Louisville based schools in regards to lacrosse. Bowling is the first priority with lacrosse secondary only after the completion of bowling.

Principal's Signature :  _____ Date: 9/4/11




**2010-2011
ACCOMMODATION OF INTERESTS AND ABILITIES
SUMMARY PROGRAM CHART (FORM T-4)**

KHSAA : Form T-4
Rev. 10/10

Levels of Competition Test One

		Column 1	Column 2	Column 3
Girls	Team Levels	Number of Teams Currently Offered	Number of Participants	Percentage of Participants at Each Level
Row 1	varsity:	9	150	56.2%
Row 2	j.v.:	8	80	30.0%
Row 3	frosh:	3	37	13.9%
Row 4	total:		267	100%
Boys				
Row 5	varsity:	10	184	47.4%
Row 6	j.v.:	9	137	35.3%
Row 7	frosh:	4	67	17.3%
Row 8	total:		388	100%

- 1) Column 1, list the number of interscholastic teams offered for girls and boys at each competitive level; varsity, junior varsity, and freshman. (Refer to Form T-2, Accommodation of Interests and Abilities, Summary Program Chart 2, Column 1.)
- 2) For Column 2, list the number of participants at each level. For girls, total the entries in Rows 1, 2, and 3 into Row 4. For boys, total the entries in Rows 5, 6, and 7 into Row 8. (Refer to Form T-2, Accommodation of Interests and Abilities, Summary Program Chart 2, Column 2.)
- 3) For Column 3, calculate the percentage of female and male participants at each level.
 For girls' varsity, junior varsity, and frosh, respectively:
 - Divide Column 2, Row 1 by Column 2, Row 4, and place the percentage in Column 3, Row 1
 - Divide Column 2, Row 2 by Column 2, Row 4, and place the percentage in Column 3, Row 2.
 - Divide Column 2, Row 3 by Column 2, Row 4, and place the percentage in Column 3, Row 3.
 For boys' varsity, junior varsity, and frosh, respectively:
 - Divide Column 2, Row 5 by Column 2, Row 8, and place the percentage in Column 3, Row 5.
 - Divide Column 2, Row 6 by Column 2, Row 8, and place the percentage in Column 3, Row 6.
 - Divide Column 2, Row 7 by Column 2, Row 8, and place the percentage in Column 3, Row 7.

Principal's Signature:  Date: 4/4/11



2010-2011

**ACTUAL EXPENDITURES - PROGRAM COMPARISON CHART 1 --(FORM T-35)
TO INCLUDE BOOSTER CLUB FUNDING**

KHSAA Form T-35
REV. 10/10

Sports	Equipment and Supplies		Travel		Coaches' salaries (to include supplemental and extended employment; dollar amount required)		Facilities improvements		Publications (if sport-specific)	
	School	Booster	School	Booster	School	# Coaches for all levels / # Teams for all levels	School	Booster	School	Booster
	Expenditures		Expenditures		Expenditures		Expenditures		Expenditures	
G basketball	1707	5383	1647	300	720	325	17611	460	0	0
B basketball	1180	5949	1287	0	172	831	17611	460	0	350
G softball	1591	9412	224	1465	291	408	7091	307	0	0
B baseball	1001	6355	713	1160	0	2551	7091	0	0	2100
G cross country	0	1770	220	75	0	216	3829	0	0	0
B cross country	0	1760	220	75	0	216	3829	0	0	0
G golf	0	2554	0	0	207	500	3754	0	0	0
B golf	0	2554	0	0	206	600	3754	0	0	0
G soccer	59	3417	1334	0	17	2029	5614	0	0	0
B soccer	368	4481	302	2992	97	1889	5614	0	6522	0
G swimming	165	0	1500	0	87	0	2985	0	0	0
B swimming	165	0	1500	0	87	0	2985	0	0	0

G = 87
B = 4,150

G = 6432
B = 13,300
Awards
H/SA
B = 34
G = 24

1. Total expenditures on T-35 and T-36 on the 2010-2011 year report due by April 15, 2011 of each school year, should reflect the total monies spent (rounded off to nearest dollar) for the entire school year of 2009-2010 ending June 30, 2010.

2. Booster Club Funding/Contributions must be included in the above expenditures total. (Note: It is illegal for coaches to be paid by Booster Clubs - Reference KHSAA Bylaw 27)

Principal's Signature: _____

Date: 4/4/11



**2010-2011
ACTUAL EXPENDITURES - PROGRAM COMPARISON CHART 2 - (Form T36)
TO INCLUDE BOOSTER CLUB FUNDING**

KHSAA Form T36
REV. 10/10

Sports	Equipment and supplies		Travel		Awards		Coaches' salaries (to include supplemental and extended employment; dollar amount required)			Facilities improvements		Publications (if sport-specific)	
	Expenditures		Expenditures		Expenditures		Expenditures			Expenditures		Expenditures	
	School	Booster	School	Booster	School	Booster	School	Booster	# Coaches for all levels / # Teams for all levels	School	Booster	School	Booster
G track	2200	0	0	0	1025	0	5614	0	2 2	0	0	0	0
B track	2200	0	0	0	1025	0	5614	0	2 2	0	0	0	0
G tennis	190	0	251	0	0	0	1859	0	1 2	0	0	0	0
B tennis	190	0	253	0	0	0	1859	0	1 2	0	0	0	0
G volleyball	1016	5361	2750	0	286	321	7091	0	3 3	0	0	0	87
B wrestling	778	3624	2712	0	449	177	7473	0	3 3	3420	3420	0	0
G	0	0	0	0	0	0	0	0	0 0	0	0	0	0
B football	7750	8320	2743	0	0	5000	36810	0	7 3	300	750	0	3800
G	0	0	0	0	0	0	0	0	0 0	0	0	0	0
B	0	0	0	0	0	0	0	0	0 0	0	0	0	0

1. Total expenditures on T-35 and T-36 on the 2010-2011 year report due by April 15, 2011, should reflect the total monies spent (rounded off to nearest dollar) for the entire school year of 2009-2010 ending June 30, 2010.

2. Booster Club Funding/Contributions must be included in the above expenditures totals. Indicate percentage of total expenditures for each gender. (If disparities are obvious, list on your Corrective Action Plan (T-60) what action you will take to correct the problem.)

#	Gender	Expenditures	Percentage
388	Boys	\$ 187,694	62.8%
267	Girls	\$ 112,218	37.4%
Total:		\$ 299,912	100%

Principal's Signature:  Date: 4/11



2010-2011 KHSAA TITLE IX ATHLETICS AUDIT (Form T-41)
Checklist - Overall Interscholastic Athletics Program

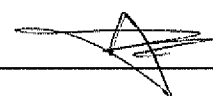
KHSAA Form T41
Rev. 10/10

DIRECTIONS:

For the Areas of Compliance (Opportunities and Benefits) listed on the left hand side of the page, place a checkmark under the appropriate column identifying whether your school provided an advantage to the Girls' Program, or to the Boys' Program or to Neither Program. A review of T-35 and T-36 spending patterns might be helpful in completing this form.

Areas of Compliance:	ADVANTAGE TO:		
	GIRLS' PROGRAM	BOYS' PROGRAM	NEITHER PROGRAM
OPPORTUNITIES			
Accommodation of Interest and Abilities			X
BENEFITS			
Equipment and Supplies			X
Scheduling of Games and Practice Time			X
Travel and Per Diem Allowances			X
Coaching			X
Locker Rooms, Practice and Competitive Facilities			X
Medical and Training Facilities and Services			X
Publicity			X
Support Services			X
Housing and Dining			X
Tutoring			X
Athletic Scholarships			X

If an advantage/inequity is indicated, corrective action should be shown on the Corrective Action Plan, Form T-60.

Principal's Signature:  Date: 4/4/11



SCHOOL NAME Central Hardin

2010-2011 TITLE IX CORRECTIVE ACTION PLAN (FORM T-60)

DIRECTIONS:

1. For Column 1, indicate the intended area (Opportunities or Benefits) which needs corrective action in order to achieve gender equity. For Column 2, write the suggested change or activities that will correct the area in need of alteration. For Column 3, include the estimated completion date for the changes or activities.
2. It is possible to attain compliance with Title IX and no longer need "corrective" action. However, the KHSAA strongly encourages compliant schools to identify items for improvement (Column 1), activities to accomplish the improvement (Column 2) and a timetable for completion (Column 3) that will strengthen the athletic program.
3. You may copy this form as needed. Please attach corrective action plans along with audit forms and submit by April 15, 2011.

COLUMN 1 SPECIFIC ITEM FOR CORRECTION/ IMPROVEMENT	COLUMN 2 PLAN FOR SUGGESTED CHANGE	COLUMN 3 START DATE AND COMPLETION DATE OF CORRECTIVE ACTION
Volleyball Locker room	Rebuild the locker room for volleyball, school will do the majority of work and expense.	Start: 2011 Winter Complete: Before season starts for 2011-2012 Winter 2011.
Volleyball Court	Addition of an additional 2 volleyball sleeves on main court.	Start: Winter 2011

Date: 4/4/11

Principal's Signature: _____